

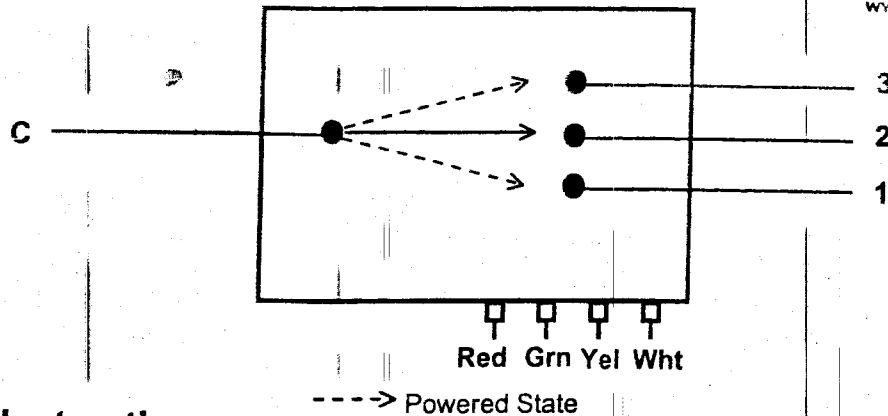
# SW 1:3 Optical Switch - Direct Drive

Product Code: SW13-2349

Serial Number: KE168519

JDS Uniphase Corporation  
570 West Hunt Club Road  
Nepean (Ottawa), Ontario  
K2G 5W8 Canada

Tel 613 727-1304  
Sales 613 727-1303  
Fax 613 727-8284  
www.jdsunph.com



### Operating Instructions:

1. Connect the GREEN pin to Ground.
2. YELLOW pin, No Connection.
3. Connect Switching pins as follows:

Optical Connection	Red Pin	White Pin
C - 1	5V	-----
C - 2	-----	-----
C - 3	-----	5V

Note: Typical operating current is 45 mA maximum. Operating voltage +5VDC  $\pm$ 5%.

### Test Results:

Optical Path	Insertion Loss <sup>1</sup> (dB) @ 1550nm	Insertion Loss <sup>1</sup> (dB) @ nm	Max. Insertion Loss Spec. <sup>2</sup> (dB)	Return Loss <sup>3</sup> (dB) @ 1550nm	Return Loss <sup>3</sup> (dB) @ nm	Min. Return Loss Spec. <sup>3</sup> (dB)
C - 1						
C - 2						
C - 3						
1 - C	0.31		0.8	75.2		60
2 - C	0.36		0.8	78.1		60
3 - C	0.67		0.8	70.0		60

Notes: 1) - Includes the loss of one connector in connectorized versions.

2) - Spec. excludes connector loss. Add 0.2 dB typical for each connector in connectorized versions.

3) - Excludes connectors in connectorized versions.

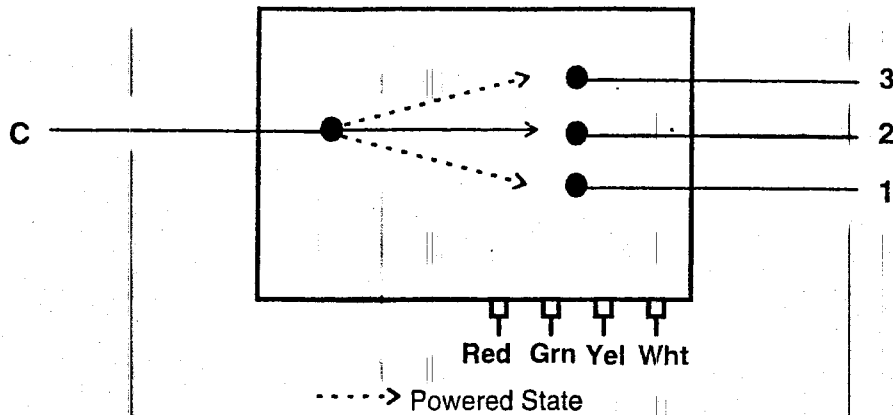
# SW 1:3 Optical Switch - Direct Drive

Product Code: SW13-Z349

Serial Number: KE168519

JDS Uniphase Corporation  
570 West Hunt Club Road  
Nepean (Ottawa), Ontario  
K2G 5W8 Canada

Tel 613 727-1304  
Sales 613 727-1303  
Fax 613 727-8284  
www.jdsunph.com



## Operating Instructions:

1. Connect the GREEN pin to Ground.
2. YELLOW pin, No Connection.
3. Connect Switching pins as follows:

Optical Connection	Red Pin	White Pin
C - 1	5V	-----
C - 2	-----	-----
C - 3	-----	5V

Note: Typical operating current is 45 mA maximum. Operating voltage +5VDC  $\pm$ 5%.

## Test Results:

Optical Path	Insertion Loss <sup>1</sup> (dB) @ 1550 nm	Insertion Loss <sup>1</sup> (dB) @ - nm	Max. Insertion Loss Spec. <sup>2</sup> (dB)	Return Loss <sup>3</sup> (dB) @ 1550 nm	Return Loss <sup>3</sup> (dB) @ - nm	Min. Return Loss Spec. <sup>3</sup> (dB)
C - 1	0.22	-	0.8	66.5	-	60
C - 2	0.20	-	0.8	67.2	-	60
C - 3	0.28	-	0.8	67.2	-	60

Notes: 1) - Includes the loss of one connector in connectorized versions.

2) - Spec. excludes connector loss. Add 0.2 dB typical for each connector in connectorized versions.

3) - Excludes connectors in connectorized versions.

#13

PS3 Series 4-Port Coupler Worksheet

(ED001263-A-03)  
(ED008160-A-01)

AUG 24 2000

WO# 724876


Date: 23/06/01

S/N: LE10348/LE103197

Name: FADUMA HUSSAIN

	Left source				Right source			
	Meter #1		Meter #2		Meter #1		Meter #2	
	1310	1550	1310	1550	1310	1550	1310	1550
Source (ref.)	1.33	3.16			1.02	2.14		
Right Tube Loss	1.10	2.22						
Left Tube Loss	1.18	2.19						
Output Without Epoxy	5.49	7.13			5.28	6.25	7.09	7.88
Losses Without Epoxy	4.16	3.97			4.26	4.11	6.02	5.60
Output uncured	4.66	6.74			4.69	5.88	4.89	6.35
Losses before cure	3.33	3.58			3.67	3.74	3.87	4.07
Directivity before cure			61.22	62.01				
Output cured	4.75	6.84			4.67	5.83	4.63	5.61
Losses after cure	3.42	3.68			3.65	3.69	3.56	3.33
Directivity after cure			63.03	62.10				

Comments:



Model #: PS3650425  
 Version of Drawing: \_\_\_\_\_

Work Order: 724876  
 Assembled By: Horizon/NEWJET  
 Date: 27/06/01

Reference power meter reading: \_\_\_\_\_  
 (For 980 versions)

Coupler Loss

Coupler Model #: 4-port Coupler Ser. #: KE103171

	Final Loss		
	1.3	1.5	.98 <sup>1</sup>
Insertion loss	3.65	3.69	
Back reflection	-63.0	-62.0	

Switch Loss

Switch Model #: PS3650425 Switch Ser. #: KE168519

	Final Loss		
	1.3	1.5	.98 <sup>1</sup>
Insertion loss	.30	.36	
Back reflection	-70.0	-70.0	

Optics Block

Optics Block Ser. #: LE103171

		Final Loss		
		1.3	1.5	.98 <sup>1</sup>
Insertion loss	Before epoxy	4.15	4.20	
	After Cure	4.09	4.17	
Back reflection	Before epoxy	-68.0	-68.0	
	After Cure	-65.0	-68.0	

Final testing

Reference Values: Insertion Loss \_\_\_\_\_ dB Back-Reflection: \_\_\_\_\_ dB PDL: \_\_\_\_\_  
 dB

	Final Loss							
	1.3			1.5			.98 <sup>1</sup>	
	CH2	CH1	CH3	CH2	CH1	CH3	CH2	CH1
Insertion loss								
Back reflection								
PDL								
PDL fluctuation (yes or no)								

Tested by: \_\_\_\_\_

<sup>1</sup> Only for 980 versions. Subtract the power meter reference reading. A correction factor must be applied to all .98nm back reflection measurements.

Date: 04/23/01  
Time: 14:23

JDS UNIPHASE Inc.  
Traveler

VISIBILITY- JDWP0323  
Page: 1

Assembly: ED011894-A-03 ASSY'OPTICS PS36X0+25



JDS Catalogue Part No:

JDS Marking No:  
Customer Part NO:

Routing No.: Revision: 300 Required: 50.000

Work Order: 724876



Sales Order: Line: Rel: Cust P/O:

[ ] CLOSED (Y/N)

[ ] PARTIAL SHIPMENT (Y/N)

WO Date Due: 06/01/01  
SO Date PROMISED:

Planner : PSCR-B2J2-L  
SO Date REQUIRED:

Customer:  
Ship to:

Serial Number:

LE103171

Oper. No. Oper. ID. Work Center

10 KIT KIT MATERIALS  
Checked By: Sean  
Quantity: 50  
Date: 04/24/01

20 ASSY PRODUCTION BUILD  
Checked By: MORIGN / NGUYEN  
Quantity: 1  
Date: 27/06/01

30 INSP INSPECT PRODUCTS  
Checked By: \_\_\_\_\_  
Quantity: \_\_\_\_\_  
Date: \_\_\_\_\_

Customer Details

\*\*\* Refer to customer Song and Dance for Shipping information \*\*\*\*

Additional Part Description

ASSY'OPTICS PS36X0+25

##DRA1174##